

HeritageBC



SNAPSHOT OF HERITAGE CONSERVATION IN 2017

This year, the survey was sent to 63 of the 190 BC governments according to a six-year distribution system. This system divides the governments into three groups based on population:

- Governments with a population over 80,000 are asked to respond every year;
- Governments with populations between 10,000 and 80,000 are asked to respond every three years;
- Governments with populations under 10,000 are asked to respond every six years.

The 2017 survey was completed by 43 local governments. When extrapolated, the respondents can be said to represent 123 local governments. Data presented in this report is relative to the extrapolated 123 governments.

The report provides an overview of the survey. Complete results can be found at:

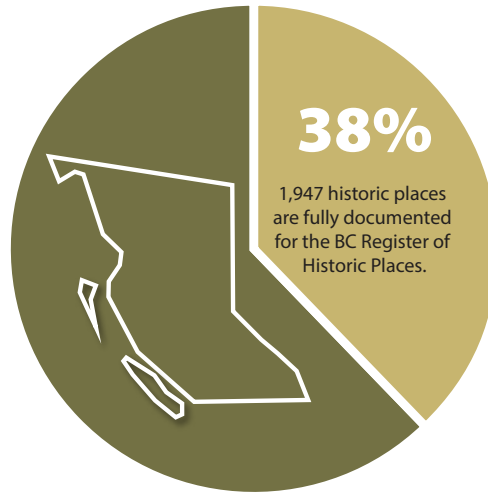
Planning Documents

It is estimated 73 planning documents were created in 2017.



Community Heritage Registers

5,152 HISTORIC PLACES
are registered by local governments.

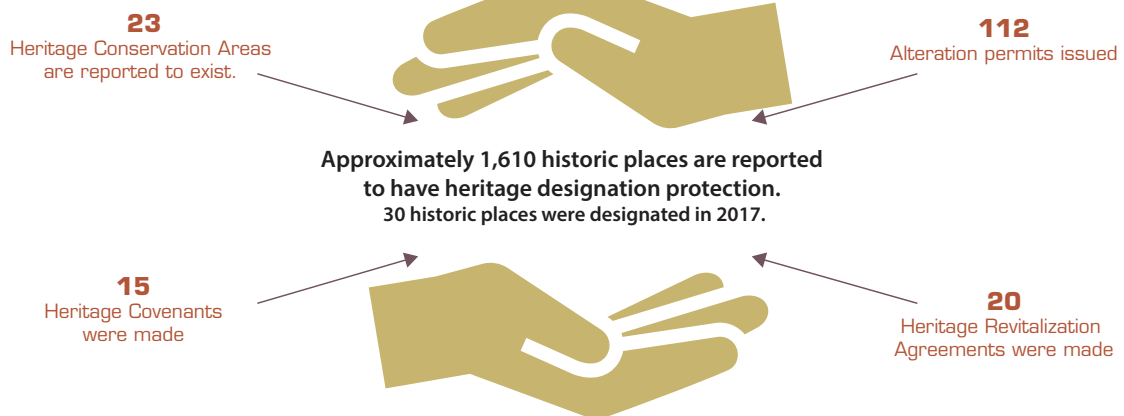


An estimated 29 local governments have community heritage registers.

Heritage Promotion and Interpretation by Local Governments



Heritage Protection



Heritage Conservation Incentives

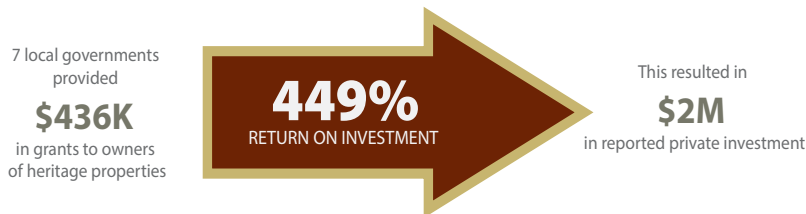
TAX INCENTIVES

to owners of residential or commercial heritage properties.



GRANTS TO OWNERS

of heritage properties.



OTHER HERITAGE CONSERVATION INCENTIVES



Projects Assisted by Incentives



Heritage Investment

48 local governments own 365 historic places.
The local governments report spending

\$2.2 MILLION

on preservation, rehabilitation and restoration costs.

576% RETURN ON INVESTMENT

It is estimated properties owned by local governments could generate up to
\$12M if they were used for revenue-generating activities.
(An extrapolation based on 22 properties generating \$763,076)

Heritage Property Usage

Local governments produce revenue through these sources:



13

local governments reported working with

**First Nations
governments**

on heritage conservation matters in 2017

**94
Official
Community
Plans**

are estimated to contain wording
about heritage conservation

37

local governments are estimated to have

**Heritage
Commissions
or similar entities**

97%

of local governments use the

**Standards and
Guidelines
for the Conservation of
Historic Places**

(based on local governments reporting
heritage commissions or similar entities)